


BEST CHOICE M&P LTD.



ELECTRICAL APPLIANCES

Your one stop professional catering supplies and equipments


CATALOGUE
2018

BEST CHOICE M&P LTD.

Best Choice M&P Limited is a Hong Kong based company founded in 1995 and has since been one of the leading worldwide supplier of commercial catering supplies and equipment. We have established a reputation for our professional quality of goods and outstanding services. Our comprehensive range of products caters all our customer's needs from kitchen to table services, in café, restaurants or hotels.

HONG KONG HEADQUARTER

Our creative staff is constantly serving our customers proactively, developing product ideas and concepts to further expand our ranges. We thrive to provide the best service to our customers, and constantly innovate our products that are safe, efficient, fun, novel and earth friendly.



ZHONG HUAN - OUR CUTLERY FACTORY IN JIANGMEN, CHINA

Was founded in 2008. Owing our own cutlery factory gives us a competitive edge in the fierce cutlery market, allows us to provide the best price, timely delivery and better quality control for our customers. We also invest on providing innovative designs to provide our customers a vast option.

This **Electrical Appliances** is one of our four product catalogues - Catering Supplies, Cutleries, Titan Porcelain and Electrical Appliances.

You can always find our latest information and product catalogue online at our website.

[Http://www.bc-hk.com](http://www.bc-hk.com)

Thank you for your interest in our items.



PRODUCT BY INDEX A-Z

2 lamp food warmer bridge.....	P56
4 slots toaster	P15
6 slots toaster	P15

B

Bain Marie	P4
Beverage Boiler.....	P
Blender 1500W	P24
Bread warmer	P19

C

Chafing dish, full size electric	P3
Chafing dish, full size hydraulic	P1-2
Citrus Juicer	P35
Coffee brewer	P27
Coffee percolator	P31
Coffee percolator, double walled	P32
Contact grill, single	P7
Contact grill, double	P8
Convention oven 21L	P48
Convention oven 30L	P49
Convention oven 42L	P48
Conveyor toaster	P17
Crepe maker	P13

D

Deep fryer 8L	P5
Deep fryer, double 2x8L	P5

G

Griddles 3000W	P6
----------------------	----

H

Hand dryer 1000W	P63
Hand dryer 1550W	P63
Hand dryer 2500W	P62
Hand dryer, revolving 1700W	P62
Heated display case	P57
Heating plate	P58
Hot drink boilers, single walled	P29
Hot drink boilers, double walled	P30
Hydraulic chafing dish	P1-2

I

Ice Maker	P36
Immersion Blender 220W.....	P23
Immersion Blender 350W.....	P23
Immersion Blender 500W.....	P23
Induction cooker 1800W	P37
Induction cooker 2000W	P38
Induction cooker 2700W	P39
Induction cooker 3000W	P40
Induction cooker 3500W	P41-42
Induction cooker double 1800W+1300W	P43
Induction cooker double 2x3500W	P44
Induction wok 3100W	P45
Infrared Thermometer	P55

M

Meat slicer	P25
-------------------	-----

P

Panini grill	P9
Plate warmer	P60
Pizza pan	P46
Pizza oven	P47
Pocket thermometer	P55

R

Rice cooker & warmer 10L	P50
Rice cooker & warmer 13L	P50
Rice cooker & warmer 14L	P51
Rice cooker & warmer 15L	P50
Rice cooker & warmer 50L	P52

S

Salamander	P11
Salamander lift top	P10
Sandwich grill	P9
Sandwich toaster	P15
Sausage cutter	P21
Sausage roller, 7 rollers	P20
Sausage roller, 9 rollers	P20
Sausage roller, 11 rollers	P20
Sausage warmer	P18
Scale 3kg/1g	P54
Scale 5kg/1g	P53-54
Scale 15kg/0.5g	P54
Scale 15kg/1g	P52
Slotted toaster	P14
Soup kettle 8L digital	P33
Soup kettle 10L	P34
Sterilization machine	P61
Stick blender 550W	P22

T

Thermometer infrared	P55
Toaster, single & double layer	P16

V

Vegetable cutter	P26
------------------------	-----

W

Waffle maker	P12
Warming plate	P59
Water Boiler	P28



HYDRAULIC CHAFING DISHES

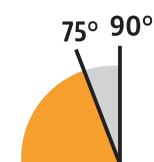
The hydraulic chafing dishes collection is our new deluxe chafing dish line combining beauty and practicability in one. Introducing the newly designed hydraulic hinge, not only does it aid easy opening and slow closing, but also allowing the cover to stop at two angles for food serving. Other features include stainless steel housing, removable cover, full glass window, recessed drip hole and PTC heating element.

Deluxe Chafing Dish 1/1 Rectangular 9L

NEW

HYDRAULIC HINGE

- For easy opening and slow closing
- Allows cover to stop at two angles




Easy Grip Handle

Full Glass Window



RECESSED DRIP HOLE

- Allows water droplets to flow back into the water pan
- For easy pan lifting



PTC HEATING ELEMENT

- For temperature stabilizing



REMOVABLE COVER

- For easy cleaning

ITEM NO	SIZE	CAPACITY	V	W
BCDER-9	630x450x(H)170mm	9L	230	500

Can be used on induction cooker, electric warmer or sterno



Deluxe Chafing Dish Square 6L

BCDES-6

NEW



Deluxe Chafing Dish Round 6L

BCDEC-6

NEW



Deluxe Soup Station 11L

BCDEC-11

NEW



18/8
STAINLESS STEEL

CE

ITEM NO	SIZE	CAPACITY	V	W
BCDES-6	480x460x(H)170mm	6L	230	500
BCDEC-6	550x550x(H)170mm	6L	230	500
BCDEC-11	480x480x(H)170mm	11L	230	500

FULL SIZE ELECTRIC CHAFING DISH

The full size electric chafing dish is an excellent upgrade from our classic range. Featuring stainless steel housing, heating element integrated with water pan, dry heat protection and lid holder.



FEATURES

- Stainless steel housing
- Heating element integrated with water pan
- Temperature adjustable up to 90°C
- Power switch integrated with indication lamp
- Removable power cord
- Dry heating protection with indication light
- Suitable for GN 1/1 pan up to 100mm deep
- Non-slip rubber feet
- Supplied with lid holder



ITEM NO	SIZE	CAPACITY	V	W
BC-EL-1-1	560x355x(H)290mm	8.5L (optional 13.5L)	230	800-900

BAIN MARIE

Our Bain Marie is the ideal appliance for keeping large batches of food warm or to serve any type of delicate food such as terrine and custard. Our range is designed to provide a reliable and consistent heat at a precise temperature suited to your recipe. We also created a faucet version for easy water draining. These bain marie models fit gastronorm pan size 1/1 up to 150mm deep, but can also fit 1/2 size or 1/3 size etc depending on your needs.

FEATURES

- Gastronorm 1/1
- Stainless steel housing
- Thermostat control up to 100°C
- Light indication lamp
- On/off switch
- Easy temperature control knob
- Smoothed edge for easy cleaning
- Non-slip rubber feet
- Suitable for GN pan up to 150mm deep
- Suppled with faucet (Item# MBM-100F, MBM-200F)



MBM-100

Suitable for GN pan up to 150mm deep



MBM-100F

ITEM NO	SIZE	V	W	NW	WITH FAUCET
MBM-100	355X555x(H)255mm	230	1200	9kg	No
MBM-100F	355X555x(H)255mm	230	1200	9kg	Yes
MBM-200F	355X555x(H)295mm	230	1200	12kg	Yes

DEEPLYERS

Our range of tabletop deep fryers comes in 6 models. Each has a stainless steel housing and comes with frying basket and lid. The large food capacity accommodates almost any type of food. The drain tap allows easy pouring of hot oil. This ingenious system makes draining and recycling cooking oil safe and easy.

FEATURES

- Stainless steel housing and tank
- Nickel coated stainless steel basket
- Extra large capacity of 8L & 8Lx2
- Thermostat range from 50°C to 190°C
- Hi-limiter 230°C ensures safety operation
- Power and heating indicators
- Bakelite handle for comfort handling and safety
- Removable electric box for easy cleaning
- Dishwasher safe frying basket and lid
- Non-slip feet



MEF-1-8LT



MEF-2-8LT

Heat insulated handle on cover



Basket hanging mechanism for easy handling



Heat insulated handle on frying basket



Electric heating pipe with overheat protection



ITEM NO

SIZE

CAPACITY

V

W

NW

MEF-1-4LT

217x400x(H)320mm

4L

230

2000

6kg

MEF-1-6LT

265x430x(H)295mm

6L

230

2500

7kg

MEF-1-8LT

265x430x(H)345mm

8L

230

3250

8kg

MEF-2-4LT

435x400x(H)320mm

8Lx2

230

2000x2

10kg

MEF-2-6LT

550x430x(H)295mm

8Lx2

230

2500x2

11kg

MEF-2-8LT

550x430x(H)345mm

8Lx2

230

3250x2

14kg

GRIDDLES

Our two best selling electric griddles feature hard chrome plate which radiates less heat and is thus more energy efficient than steel or cast iron plate models. These models are also safer than traditional charcoal grills as no toxic smoke will be emitted. The flat grill plate has a large cooking area with even heat distribution and is perfect for poultry, fishes, vegetables and eggs.

ELECTRIC GRIDDLE 400

FEATURES

- Stainless steel housing
- Hard chromed plate 12mm thick
- Griddle surface 400x396mm
- Thermostat range from 50°C to 300°C
- Overheat protection
- Removable grease box at front
- 2mm thick backsplash
- Floating Hinge
- Power and heating indicators
- Non-slip feet



ITEM NO	SIZE	CAPACITY	V	W	NW
MGH-400	400x500x(H)270mm	400x396mm	230	3000	27.5kg

ELECTRIC GRIDDLE 550

FEATURES

- Stainless steel housing
- Hard chromed plate 12mm thick
- Griddle surface 548x350mm
- Thermostat range from 50°C to 300°C
- Overheat protection
- Stainless steel heating element
- Removable large grease box at front
- 2mm thick backsplash
- Floating Hinge
- Power and heating indicators
- Non-slip feet



ITEM NO	SIZE	CAPACITY	V	W	NW
MGH-818	550x450x(H)230mm	548x350mm	230	3000	23kg

CONTACT GRILLS - SINGLE

Our contact grill range features stainless steel housing and cast iron grill with ceramic coating. The non-stick cast iron grill comes in ribbed and plain surface options for top and bottom plate. This grill model has many benefits over the conventional griddle, it cooks much more quickly, seals the food more effectively and locks in more of the juices thus improving the flavour and also reducing shrinkage.

FEATURES

- Stainless steel housing
- Cast iron grills with ceramic coating
- Upper grill surface 214X21 mm
- Lower grill surface 218x230mm
- Thermostat adjustable from 50°C to 300°C
- Hi-limiter ensures safety operation
- Fitted with grease box and backsplash
- Floating Hinge
- Power and heating indicators
- Bakelite handle for comfort handling and safety
- Non-slip feet
- Supplied with wire brush



MGH-1-1A



Ribbed surface



Flat surface



MGH-1-1C


ITEM NO	SIZE	TOP PLATE	BOTTOM PLATE	V	W	NW
MGH-1-1A	290x305x(H)210mm	Ribbed	Ribbed	230	1800	14kg
MGH-1-1C	290x305x(H)210mm	Ribbed	Flat	230	1800	14kg

CONTACT GRILLS - DOUBLE


Our contact grill - double range features two separate top cast iron grill with ceramic coating. The non-stick cast iron grill comes in ribbed and flat surface options for all the top and bottom plates.

FEATURES

- Stainless steel housing
- Cast iron grills with ceramic coating
- Upper grill surface 214x214mm
- Lower grill surface 475X230 mm
- Thermostat range from 50°C to 300°C
- Hi-limiter ensures safety operation
- Fitted with grease box and backsplash
- Floating Hinge
- Power and heating indicators
- Bakelite handle for comfort handling and safety
- Non-slip feet
- Supplied with wire brush



Ribbed surface



Flat surface



MGH-2-1A



MGH-2-1D



MGH-2-1AB


ITEM NO	SIZE	TOP PLATE	BOTTOM PLATE	V	W	NW
MGH-2-1A	570x395x(H)210mm	Ribbed	Ribbed	230	1800x2	28kg
MGH-2-1BB	570x395x(H)210mm	Flat	Flat	230	1800x2	28kg
MGH-2-1D	570x395x(H)210mm	Ribbed	Flat	230	1800x2	28kg
MGH-2-1AB	570x395x(H)210mm	(L)Ribbed (R)Flat	Ribbed	1800x2		28kg

CONTACT GRILLS - PANINI

Our panini grill range is an extension to our contact grill ranges offering wider grill plates to cater the size of a panini bread. This model also features stainless steel housing and cast iron grill with ceramic coating. The non-stick cast iron grill comes in ribbed and plain surface options for top and bottom plate.

FEATURES

- Stainless steel housing
- Cast iron grills with ceramic coating
- Upper grill surface 340x220mm
- Lower grill surface 360x285mm
- Thermostat range from 50°C to 300°C
- Hi-limiter ensures safety operation
- Fitted with grease box and backsplash
- Floating Hinge
- Power and heating indicators
- Bakelite handle for comfort handling and safety
- Non-slip feet
- Supplied with wire brush



Ribbed surface



Flat surface



MGH-1-E-BB



MGH-1-F

ITEM NO	SIZE	TOP PLATE	BOTTOM PLATE	V	W	NW
MGH-1-E-AA	410x305x(H)210mm	Ribbed	Ribbed	230	2200	19kg
MGH-1-E-BB	410x305x(H)210mm	Flat	Flat	230	2200	19kg
MGH-1-F	410x305x(H)210mm	Ribbed	Flat	230	2200	19kg

SALAMANDERS LIFT TOP

Our Lift Top Salamanders are Ideal for grilling and gratination. With smooth action easy-lift grill hood, you can adjust the level of heating to the food. Cooking area is 1/1 Gastronorm compatible, conforming to catering industrial standard. Height markings and an audible timer are available to ensure consistent results. Removable fat collection tray and chromed toaster rack are included.

FEATURES

- Stainless steel housing
- Chrome plated grill
- Height adjustable top grill, Max. 140mm
- Thermostat continuously adjustable up to 300°C
- Cooking area compatible to standard gastronorm
- Extendable dripping tray
- Non-slip feet



MSAL-T-01




MSAL-T-02

Temperature control knob



Height adjustable top



Heat insulated handle



Cooking area GN1/1 Size compatible & more



ITEM NO

SIZE

GRID SIZE

V

W

NW

MSAL-T-01

450x450x(H)500mm

450x250mm

230

2800

39kg

MSAL-T-02

600x450x(H)500mm

590x320mm

230

4000

49kg

SALAMANDERS

Our electric salamanders are ideal for overhead grilling of steaks, fish, gammon, chops, sausages and for gratin work. They also enables flash heating and browning of dishes prior to serving.

Easy operation with energy controller, timer, control lamp, heating element, removable grill grid with heat insulated handles, and with stainless steel housing enables easy cleaning.

FEATURES

- Stainless steel housing
- Removable Grid
- Heat insulated bakelite handles on grid
- Rack support on both sides
- Durable stainless steel heater
- Timer function 15 mins with bell
- Thermostat adjustable - 50°C - 300°C
- Non-slip feet




MSAL-01



MSAL-02



MSAL-03



ITEM NO	SIZE	GRID SIZE	V	W	NW
MSAL-01	570x340x(H)260mm	456x260x(H)190mm	230	2000	13.5kg
MSAL-02	580x390x(H)390mm	426x345x(H)250mm	230	2200	18kg
MSAL-03	880x450x(H)470mm	640x395mm	230	4000	28kg

WAFFLE MAKER

Stainless steel waffle maker, WB-1H, creates the best tasting waffles - golden crisp on the outside and tender on the inside. Thermostat controlled heating ensures perfectly consistent baking and browning. An indicator light signals when the waffle has reached the optimal temperature. Non-stick cast iron baking plate for effortless release and easy cleanup.



WB-1H

FEATURES

- Stainless steel housing
- Cast iron non stick plate, each 100x160mm
- made two 4x6 square pattern belgium waffle
- Heat insulated bakelite handle
- Stainless steel crumb tray removable
- EGO thermostat adjustable up to 300°C
- Supplied with pick up fork

Supplied with fork for pick up waffle



ITEM NO	SIZE	V	W	NW
WB-1H	470x320x(H)225mm	230	1500	17kg

CREPE MAKER

The professional Crepe Makers, DE-1 and DE-2, have a smooth, non-stick surface, let you produce the best crepes in restaurants, hotels, and commercial kitchen. With thermostatically controlled heat, your cooking results can be more consistent. Low profile design for putting on counter tops and equipment stands.

FEATURES

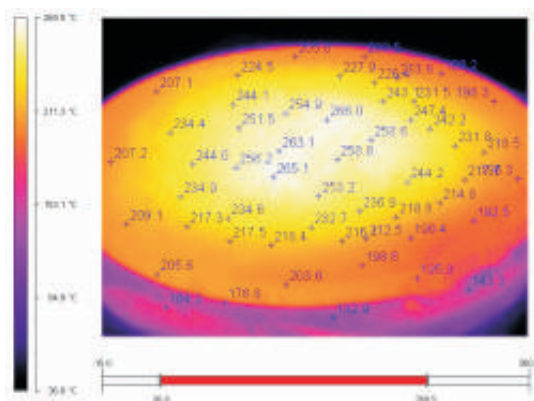
- Stainless steel housing
- Rotary controls for precise temperature
- Thermostat up to 300°C
- Low profile design for counter tops
- Drawer for tools storage
- Pilot indicator light
- Non-slip feet
- Supplied with wooden spatula



DE-1



DE-2



The best temperature on heat surface for crepe making

ITEM NO	SIZE	GRILL SIZE	V	W	NW
DE-1	450x510x(H)240mm	Ø400mm	230	3000	21.5kg
DE-2	870x510x(H)240mm	Ø400mmx2	230	3000x2	40kg

SLOTTED TOASTER

Sandwich Toaster, 2ATS-H, is specially suitable for restaurants, bars, hotels in toasting sandwiches. The toaster has manually operated functions. Operation is simple, instead of a pop-up function that can prematurely cool toast, the units come with sandwich cage that you raise when you're ready for it.

FEATURES

- Stainless steel housing
- Tong fitted with heat insulated PF resin handles
- Left and right slots separately usable
- Timer with alarm adjustable to max 5 minutes
- Removable crumb tray
- Non-slip feet



2ATS-H

Stainless steel housing



Heat insulated PF Resin handle



Dripping tray for easy cleaning



Spring control tongs



Timer for heating control



Light Indicator



ITEM NO
2ATS-H

SIZE
300x200x(H)223mm

V
230

W
1200

4 / 6 SLOTS TOASTER


The professional slot toaster comes in 2 capacity of 4 slots and 6 slots. It comes with a variable timer to give the desired browning of toast. A manual uplift bar is also available whenever you want to stop the toasting. Crumb tray is easily removable for cleaning. Variable slot is made feasible with our switch to save energy when needed.



ETS-4



ETS-6



ITEM NO	SIZE	NO. OF SLOTS	V	W	NW
ETS-4	300x250x(H)215mm	4	230	1800	4kg
ETS-6	400x250x(H)215mm	6	230	2500	6.5kg

TOASTER

Another toaster model featuring a single and double layer of fast browning of any desired pastries. With heat insulation on top, left and right and also infrared quartz tube bring prompt heating within 30seconds. Timer adjustable is available up to 15minutes.



AT370A

FEATURES

- Stainless steel housing
- Heat insulation on top, left and right
- Infrared quartz tube for prompt heating
- Temperature can reach maximum within 30 seconds
- Timer adjustable up to 15 minutes
- Removable crumb tray with handle
- Non-slip feet
- Optional tong available

Optional pick up tong



Toasting mode switch



Timer adjustable up to 15 minutes



Removable crumb tray with handle



ITEM NO	SIZE	LAYER	V	W	NW
AT370A	470x280x(H)250mm	Single	230	3000	10.2kg
AT360A	470x280x(H)360mm	Double	230	3000	7.8kg

CONVEYOR TOASTER

Our Conveyor Toasters are an essential piece for restaurants and hotels' buffet table. They are suitable for continuous toasting of sliced bread, which is made even better with the adjustable belt speed which makes different browning possible. The front and back output trays can be arranged in different locations as desired. The housing and the crumb tray handles are all heat insulated to ensure safety at operation.

FEATURES

- Stainless steel housing with 3 side heat insulation
- Durable alloy heater
- Adjustable conveyor belt speed
- Geared motor with cooling fan for belt drive
- Steel guiding net for easy toasting
- Supply with front and back trays
- Crumb tray with cool to touch handle
- Standby function available to save 30% energy
- Light indicator
- Adjustable feet



MCT-100



MCT-300

Stainless steel housing



Supply with front and back trays



Adjustable belt Speed



Adjustable feet




ITEM NO	SIZE	OUTPUT	V	W	NW
MCT-100	288x418x(H)387mm	150pcs	230	1340	14kg
MCT-200	368x418x(H)387mm	300pcs	230	2240	16kg
MCT-300	468x418x(H)387mm	450pc	230	2640	20.5kg

SAUSAGE STEAMER

The sausage steamer features stainless steel housing, with sausage container made of anodized aluminium and glass which is totally enclosed which makes steaming the hotdog sausages and keeping them warm easy.

FEATURES

- Stainless steel housing
- Heat resistant 6 Litre glass container
- Stainless steel water container
- 4 section divider and lid
- Adjustable power
- Thermostatically controlled
- Double main switch
- Non-slip feet



Stainless steel housing



Waterproof on/off switch



Heat resistant glass




Power level controller



Fit for hotdog sausages

HDW-A



ITEM NO	SIZE	V	W
HDW-A	240x230x(H)385mm	230	450

BREAD WARMER

The bread warmer is designed for baguettes, torpedo roll breads and soft hotdog buns. The bread warmer features stainless steel pins to hold the breads which are connected to a fixed heating element, to warm and toast the breads.

FEATURES

- Stainless steel Housing
- 3 x 240mm high heated spikes
- Fits baguettes and hotdog buns easily
- Thermostatically controlled
- Non-slip feet
- For commercial use or home use



Stainless steel housing



Waterproof on/off switch




PTC heating element



Stainless steel warming pins



HDW-B



ITEM NO
HDW-B

SIZE
240x300x(H)356mm

V
230

W
120

SAUSAGE ROLLER

Sausage rollers are stainless steel roller grills with non-stick coating for fast and efficient heating. The roller grills are available in 3 different sizes to fit your counter space, the open edge allows serving from both sides. Using this revolving sausage roller grill will increase visibility and increase impulse sales.



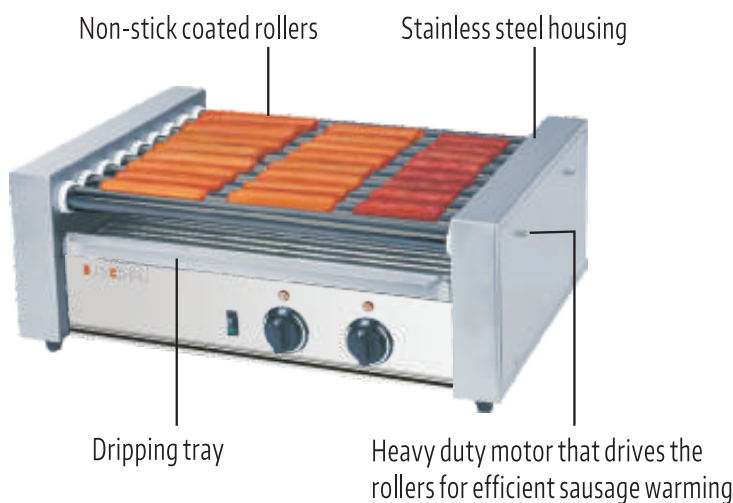
HS-07-S



HS-09-S

FEATURES

- Stainless steel housing
- Roller heats quickly
- Extra gear to avoid chain fall off
- Non-stick coat rollers for easy cleaning
- Removable dripping tray
- Available in models of 7, 9 and 11 rollers
- Non-slip feet



ITEM NO	SIZE	NO. OF ROLLERS	V	W	NW
HS-07-S	580X305x(H)225mm	7	230	560	15kg
HS-09-S	580x385x(H)225mm	9	230	720	19kg
HS-11-S	580x465x(H)225mm	11	230	880	24kg

SAUSAGE CUTTER


A high-speed sausage cutter meets demand for quick and efficient work in professional kitchen. Sausage cutter, SW-228, is a professional sausage cutter designed to fit most sausages types. Slice thickness can be easily changed by adjusting the position of the knob.

FEATURES

- Stainless steel housing
- Adjustable slice thickness
- Extra sharp double bladed knife for fast cutting
- Extra long inlet pipe for different kind of sausages
- Sausage inlet pipe of maximum Ø48mm (conforms to CE safety regulation)




SW-228



ITEM NO	SIZE	INLET SIZE	V	W
SW-228	230x184x(H)325mm	Max Ø48mm	230	130

STICK BLENDER

Our stick blender SB750E/750A features all stainless steel mixing tube and protecting bell. The total length is 750mm long, while the front shaft is 450mm long. Speed control function allows easy speed handling. Safety switch are in place to ensure smooth and safe operation.



FEATURES


- Stainless steel mixing tube and knife
- Safety button
- Speed control function
- removable front shaft for easy cleaning
- Optional egg whisk attachment is available

Easy Operation Guide

- STEP 1: Press B & C
- STEP 2: Press A to switch ON
- STEP 3: Turn E to adjust speed
- STEP 4: Press D then release B to lock
- STEP 5: Press B again to OFF



Item No.: **750D** Egg Whisk, Optional



Safety button



Speed control knob



Stainless steel tube & knife



Easy attachment changing



ITEM NO	SIZE	SHAFT	V	W	ROTATIONAL SPEED
SB750E/750A	750mm	450MM	230	550	3,000-12,000rpm
750D	Egg Whisk				

IMMERSION BLENDER

The immersion blenders cover a wide range of power and speed with a good choice of attachments. They come in 2 models - fixed speed and variable speed, which the variable speed model is more popular in the Europe market as the optional whisk attachment can be mounted on as well. This model features all stainless steel mixing tube and a plastic housing. Safety switch are in place to ensure smooth and safe operation.



MAIN BODYS

ITEM NO	SIZE	SPEED	V	W	NW
IB220MF	Ø75x(L)304mm	20,000rpm	230	220	1.15kg
IB220MV	Ø75x(L)304mm	4,000~20,000rpm	230	220	1.15kg
IB350CF	Ø91x(L)359mm	16,000rpm	230	350	1.76kg
IB350CV	Ø91x(L)359mm	4,000~16,000rpm	230	350	1.76kg
IB500LF	Ø91x(L)359mm	16,000rpm	V230	500	1.98kg
IB500LV	Ø91x(L)359mm	4,000~16,000rpm	230	500	1.98kg

ATTACHMENTS

ITEM NO	DESCRIPTION	SIZE	W	SUITABLE FOR ITEM
BLD160	Blender Tube	Ø25x(L)160mm	0.81kg	IB220MF/IB220MV
WIK185	Whisk	(L)185mm	0.46kg	IB220MV (low speed)
WIK250	Whisk	(L)250mm	0.86kg	IB350CF, IB500LF (low speed)
BLD200	Blender Tube	Ø35x(L)200mm	0.69kg	IB350CF, IB350CV, IB500LF, IB500LV
BLD250	Blender Tube	Ø35x(L)250mm	0.82kg	IB350CF, IB350CV, IB500LF, IB500LV
BLD300	Blender Tube	Ø35x(L)300mm	1.02kg	IB350CF, IB350CV, IB500LF, IB500LV
BLD400	Blender Tube	Ø35x(L)400mm	1.28kg	IB350CF, IB350CV, IB500LF, IB500LV
BLD500	Blender Tube	Ø35x(L)500mm	1.56kg	IB350CF, IB350CV, IB500LF, IB500LV

BLENDER



The commercial blender, BL-1500MP, is a high quality professional blender featuring all the essential features of a professional blending tool. This blender features super high power 1500W, high speed and excellent strength in blending, milling and processing.

FEATURES

- Multi functional with polycarbonate 2.0 Liter blender cup
- Hi-speed motor with variable speed & pulse selector
- Entirely plastic casing
- Safety mechanism on the lid
- Non-slip feet



BL-1500MP



ITEM NO	SIZE	V	W	NW	CAPACITY
BL-1500MP	180x220x(H)520mm	230	1500	2.5kg	2L

MEAT SLICER

This heavy duty meat slicer is an essential kitchen appliance. This slicer is belt driven, fast, ultra quiet, high power, and in professional quality. Both durable and robust, our meat slicers are ideal for precise volume cutting of meats and cheese.



EMS-300A



EMS-250A

FEATURES

- Heavy duty aluminum housing
- Stainless steel blade
- Build in blade sharpener
- With safety locking system
- Slice thickness 0 - 12mm
- Smooth surface and separable parts for cleaning
- Non-slip feet

Easily removable parts



Acrylic sledge protection



Blade sharpener build in



Locking system for safety



EMS-220A

ITEM NO	SIZE	BLADE SIZE	CUT THICKNESS	V	W	NW
EMS-220A	440x380x(H)340mm	Ø220mm	0-10mm	230	320	15kg
EMS-250A	490x390x(H)380mm	Ø250mm	0-10mm	230	320	16kg
EMS-300A	530x460x(H)460mm	Ø300mm	0-15mm	230	420	24.5kg

VEGETABLE CUTTER

VC-55MF is a robust cast aluminium vegetable cutter which slices and cuts fruits and vegetables in various shapes and sizes; grates chesses, dry breads, chocolates, nuts; shreds carrots, celery, potatoes, apples, turnips etc. Including 5 different blades - slicers in 2mm and 4mm; shredder in 3mm, 4.5mm and 7mm.


FEATURES

- Cast aluminum housing
- Suitable for cutting big quantities of vegetables
- Include 5 different knives for different cutting results
- Big inlet with lever for inserting big pieces
- Small inlet for inserting smaller pieces
- Micro-switch system for safe operation
- Heavy duty ventilation motor
- Removable lid for easy cleaning and change of blade
- Non-slip feet



VC-55MF

3mm shredder 4.5mm shredder 7mm shredder



4mm slicer

2mm slicer



Cast aluminium housin



Big inlet for inserting big pieces



Stainless steel tube & knife



Small inlet for small pieces



Heavy duty ventilation motor



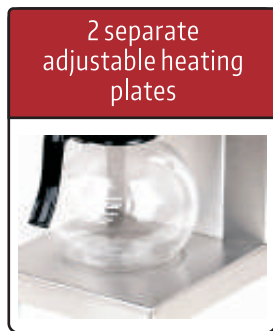

ITEM NO	SIZE	V	W	NW	NO. OF BLADES
VS-55MF	615x230x(H)500mm	230	550	26.5kg	5

COFFEE BREWER

Our coffee brewer is a professional and durable brewer with stainless steel housing which is perfect for restaurants and hotels. It provides a maximum of 100 cups brewing capacity per hour, maintained at an optimal temperature between 93-96°C. The coffee brewer has a fast filtering system with flow-through element. The model equips with a top and bottom hotplate for an optional decanter to maximise output.

FEATURES

- Stainless steel housing and heating plates
- 2 separate adjustable S/S heating plates
- Coffee is kept at optimal temperature between 93-96°C
- Capacity up to 100 cups/ hour
- Heat resistant glass decanter
- Triple safety protection



CB-288



CB-288/2D

ITEM NO	SIZE	NO OF DECANTER	BREWING TIME	V	W
CB-288	205x248x(H)455mm	1	1.8L/5mins	230	2100
CB-288/2D	205x248x(H)455mm	2	1.8L/5mins	230	2100

WATER BOILER

Our water boilers features temperature regulator and special tap to prevent accidental operation and has a unique lid fitting that suppresses noise and reduces condensation. The extra durable, concealed element allows easy cleaning and maintenance.

FEATURES

- Stainless steel housing
- Single-walled
- With non-drip tap
- Time to boiling ~ 50 min
- Maximum temperature between 94 - 99°C
- Protection against boiling to dry
- Indication lamp for cleaning
- Operates automatically
- Keep drinks at serving temperature

Stainless steel housing



Cool touch plastic handles for safe transportation



Easy removable parts for fast cleaning



Thermal Regulator



Glass tube to show remaining capacity



Indicator lamp to alert scale cleaning



PU-100



PU-200

ITEM NO	SIZE	CAPACITY	BOILING TIME	V	W
PU-100	336x221x(H)474mm	10L	~50mins	230	2100
PU-200	384x268x(H)602mm	20L	~50mins	230	2100

HOT DRINK BOILER

When the weather gets cooler, many people often look for ways to warm up from the inside out. While many drinks can be enjoyed either cold or warm, some are created specifically to be enjoyed while hot. Well known varieties include: classic grog, a hot toddy, spiked cider, mulled wine, and crowd-pleasing hot punches. To convert your favourite drink into a hot, alcoholic beverage, simply add your preferred liquor and heat it to the desired temperature with our Hot Drink Boiler, PU-300.

FEATURES

- Stainless steel body
- Single-walled
- Operates automatically & keeps temp
- With non-drip tap
- Automatic reset
- Multi function Indication lamp
- Safety Thermal Insulated Handles
- Temperature Regulator
- Frame for holding Drink Card Label



Stainless steel housing



Cool touch handles



Handle with locking



Non-drip Dispenser



Thermal regulator



Multi-function indicator lamp



Drink label frame for label insert



ITEM NO

SIZE

CAPACITY

V

W

PU-300

Ø520x(H)500mm

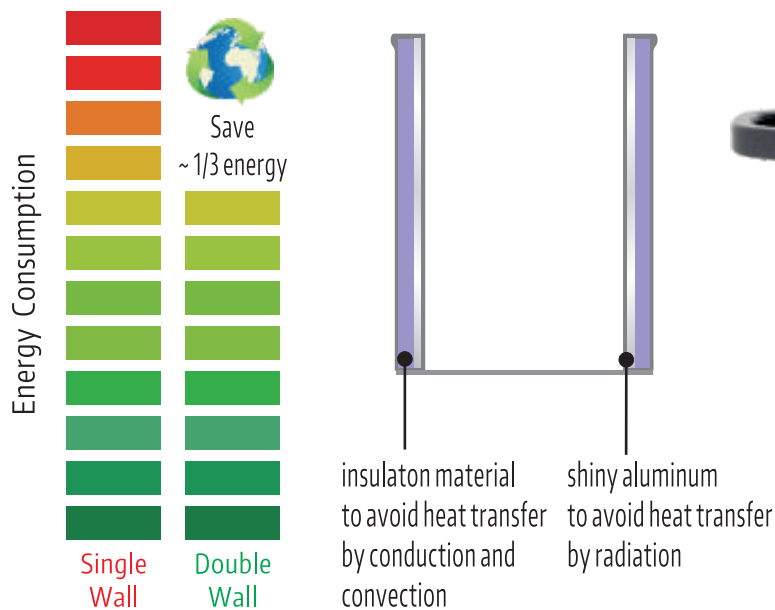
30L

230

2200



DOUBLE WALL WATER BOILER

Double wall water boiler features thermal isolation in between the walls which can save at least one-third of energy when compared to the single wall models. These double wall water boiler is energy saving and environmental friendly. The temperature of the housing is also significantly reduced due to its excellent thermal insulation, hence preventing accident happening to users.



FEATURES

- Stainless steel housing
- Double wall structure for thermal isolation & energy saving
- Safe handle for transportation
- Scale tube for displaying remaining capacity
- Indicator lamp to alert user to clean scale
- Thermal temperature adjustable up to 100°C



ITEM NO	SIZE	CAPACITY	V	W
DPU-100	Ø241x(H)480mm	9L	230	1500
DPU-200	Ø288x(H)602mm	18L	230	1500

COFFEE PERCOLATOR

Best Choice commercial coffee percolator is capable of brewing 6 to 15 liters of delicious coffee in fast speed, making it perfect for bulk catering or high demand periods. Once brewed it automatically holds the coffee at the ideal serving temperature for hours.



PC-167



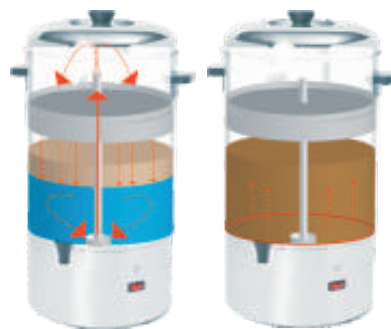
PC-188



PC-190

FEATURES

- Stainless steel housing
- Operates automatically and keeps temp
- Non-drip tap
- Safe handle for transportation
- Scale tube for displaying remaining capacity
- Indicator lamp to alert user to clean scale



Coffee making Keep warm



Assembly

Stainless steel housing




Cool touch handles




Easily removable for cleaning



Glass tube for capacity



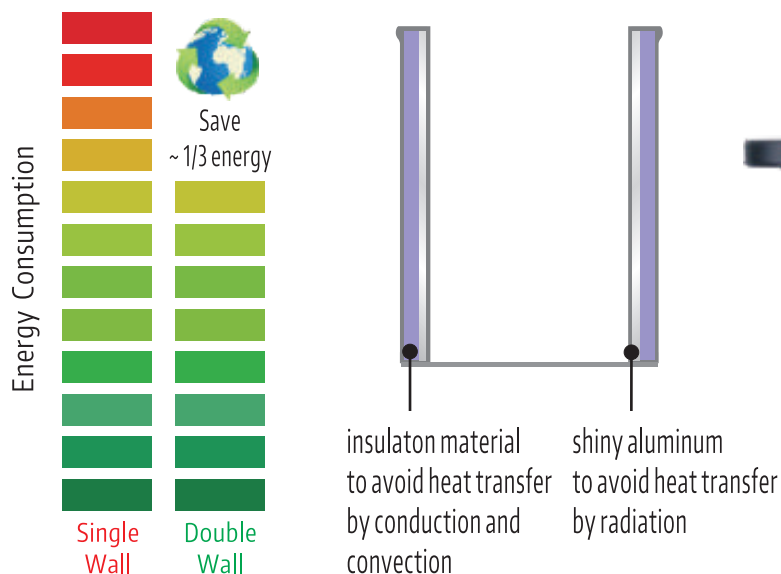
Indicator lamp to alert scale



ITEM NO	SIZE	CAPACITY	V	W
PC-167	336x310x(H)465mm	6L	230	1500
PC-188	384x355x(H)530mm	10L	230	1500
PC-190	384x355x(H)600mm	15L	230	1500

DOUBLE WALL COFFEE PERCOLATOR

Double wall coffee percolator features thermal isolation in between the walls which can save at least one-third of energy when compared to the single wall models. These double wall water boiler is energy saving and environmental friendly. Because of its excellent thermal isolation property, reboiling and continue heating of the coffee is unnecessary during normal serving period, hence preventing the coffee from changing taste from reboiling.



FEATURES

- Stainless steel housing
- Double-walled with excellent thermal isolation
- Non-drip tap
- Operates automatically and maintain serving temperature
- Safe handle for transportation
- Scale tube for displaying remaining capacity
- Indication lamp to alert user to clean scale

<p>Stainless steel housing</p>	<p>Non-drip tap</p>	<p>Cool touch plastic handle</p>
<p>Easily removable for cleaning</p>	<p>Glass tube for capacity</p>	<p>Indicator light for scale</p>

ITEM NO	SIZE	CAPACITY	V	W
DPC-167	Ø241x(H)480mm	6L	230	1500
DPC-188	Ø288x(H)530mm	10L	230	1500
DPC-190	Ø288x(H)602mmmm	15L	230	1500

DIGITAL CONTROL SOUP KETTLE

Ideal for buffets, cafeterias or soup and salad bars. Our new digital soup kettle heats and holds soup, chili or other menu items. Features advance digital temperature control, thermal resistant PP housing, stainless steel 18/8 insert bowl, and hinged cover for heating and holding a variety of food products.



FEATURES

- Digital Control
- Heat resistant & insulated PP housing
- Stainless steel 18/8 soup pot
- Dry heat protection with alarm
- Transparent PC cover with spoon slot
- Temperature regulation: 65°C to 95°C



Heat resistant & insulated PP housin



Stainless Steel 18/8 Soup Pot



Digital control panel



Transparent PC cover with spoon slot



ITEM NO

SIZE

CAPACITY

V

W

BC-8P

Ø370x(H)300mm

8L

230

450

SOUP KETTLE

Our soup kettles heats and holds soup, chili or other food products. Features aluminum cooker, stainless steel insert bowl and hinged cover. Adjustable thermostat allows precise temperature control for soup. The stainless steel lid prevents evaporation so to keep your soup hotter for longer, it can also be easily removed for cleaning. Other features include a wrap around element specially designed to provide fast and even heating, control knob for easy temperature setting, indication lamp and reusable soup name cards are also included.



SK-10



SK-10/S

FEATURES

- Powder coated steel housing/ Stainless steel housing
- Aluminum cooker
- Stainless steel soup insert
- Stainless steel cover
- Thermostat control 70°C to 90°C
- Magnetic soup card holder

Powder coated steel housing



Stainless steel housing



Stainless steel bracket



Stainless steel cover




Aluminium Cooker



Removable insert for easy cleaning



Thermostat control




ITEM NO	SIZE	CAPACITY	V	W
SK-10	Ø340x(H)360 mm	10L	230	400
SK-10/S	Ø340x(H)360mm	10L	230	400

CITRUS JUICER

The Citrus Juicer from Best Choice delivers high power citrus juicing for commercial use. Simply press an orange, and let the 1500rpm engine do the rest. The powerful motor and clever design delivers a high juice yield, straight into the glass or jug. Once done, the bowl and cones can be easily removed and place in the dishwasher.

FEATURES

- Made of rust-resistant material
- With Stainless steel squeeze bowl
- Including 3 exchangeable plastic cones
- Speed: 1500rpm
- With overheat protection
- Include Anti-splatter cover
- Waterproof on/off switch
- Non-slip feet



JR2004

ITEM NO
JR2004

SIZE
310x220x(H)450mm

V
230

W
180

NW
9.8kg

ICE MAKER

Our ice maker features stainless steel housing or ABS housing with soft touch controls in compact design. No installation is required, it is easy to use and fully automatic, just plug in and add water.

Both tap water or bottled water are suitable and no drainage is required. These models are able to make 3 different sized ice cubes up to 12kg/25kg of ice cubes per day. The Insulated storage compartment also store up to 3.2kg and 4.0kg of ice.

FEATURES

- Tabletop model
- Stainless steel housing (Item # HZB-15)
- ABS housing (Item # HZB-12)
- No fixed water connection
- Choice of 3 ice cube sizes
- Cubes are formed around cooling rods
- Water temperature 10°C-38°C
- Ambient temperature <90°C
- Coolant: R134A
- Compressor: ZEL, Italian brand



HZB-12



HZB-15


High quality freezing tabs



3 adjustable ice cube sizes



Drain tap for easy draining



Plastic lid with window



Storage for ice cubes



Transportation handles



ITEM NO	SIZE	CAPACITY	STORAGE	V	W
HZB-12	320x367x(H)378mm	12kg/day	3.2kg	230	145
HZB-15	375x435x(H)420mm	25kg/day	4.0kg	230	200

INDUCTION COOKER 1800W

Induction Cooker IC-1800 provides the best cooking performance, safety and efficiency. Unlike other electric elements, induction elements provide precise temperature control and easy operation.

IC-1800



FEATURES

- Heat resistance plastic housing
- High quality glass ceramic
- Digital control of power, temperature & time.
- Power controls by 10 levels
- Temperature 65°C - 240°C
- Timer: 0 - 180 minutes

Soft touch buttons




Digital display



High quality glass ceramic



Heat resistant plastic housing



- ① "Function" button: regulate by power levels, temperature and timer
- ② "ON/OFF" button: activate timer function
- ③ "Arrow" button: press "arrow up" to increase press "arrow down" to decrease for regulation of power level, temperature and time
- ④ Indicator which function has been selected
- ⑤ Digital display of power levels 1 - 10 temperature 65 - 240 C

ITEM NO

SIZE

V

W

IC-1800

355x405x(H)90mm

230

1800

INDUCTION COOKER 2000W

Induction Cooker IC-2000 features 2000W induction hob with silver body and toughened black glass top. Its sleek silver plastic housing, toughened black glass ceramic and digital LED display not only adds a professional touch to your counter table, but also makes cleaning easy. An induction coil surrounds the bottom of the glass ceramic allows maximum energy distribution to induction pan.

IC-2000



FEATURES

- Silver plastic housing
- Toughened black glass top
- Digital LED display and control
- Power controls by 10 levels
- Temperature control: 60°C - 240°C
- Time control: 0 - 180 minutes

Silver plastic housing



Digital display



High quality glass ceramic



Soft touch buttons



ITEM NO

SIZE

V

W

IC-2000

290x355x(H)65mm

230

2000

INDUCTION COOKER 2700W

This high power induction cooker is driven by the extreme fast and power saving induction technology, and is constructed with a stainless steel housing along with a high quality glass ceramic. An induction coil surrounds the bottom of the glass ceramic to allow for maximum energy distribution to induction-compatible pot.

Each unit is equipped with a microprocessor control panel performs precise temperature control, time control, power control, auto shut-off and self-diagnostics to prevent overheating.

This model of induction cooker is proven to be extremely fast, safe, clean and energy-friendly tools for cooking professionals requiring accurate and even distribution of heating at precise temperatures.



IC-2700

FEATURES

- Stainless steel housing
- Digital display and control
- Power controls by 12 levels
- 300 - 3500W in steps of 200W
- Temperature control: 35°C - 240°C in steps of 5°C
- Time control: 0 - 30 minutes in steps of 1 min, above 30 min in steps of 10 minutes

Stainless steel housing



Easy control panel



High quality glass ceramic



Digital display



- ① "ON/OFF" button
- ② "TEMPERATURE CONTROL" knob
- ③ "HEAT/KEEP WARM" selection button
- ④ "TIMER CONTROL" button
- ⑤ "TIMER" digital display LED
- ⑥ "TEMPERATURE" digital display LED
- ⑦ "HEAT" and "KEEP WARM" indication lights

ITEM NO

SIZE

V

W

IC-2700

320x370x(H)105mm

230

2700

INDUCTION COOKER 3000W

Induction Cooker IC-3500A features high power 3000W driven by extremely fast and power saving induction technology. Its stainless steel housing, high quality black glass ceramic and digital LED display not only adds a professional touch to your counter table, but also makes cleaning easy. An induction coil surrounds the bottom of the glass ceramic allows maximum energy distribution to induction pan between 120mm and 260mm.

IC-3500A



FEATURES

- Heat resistance stainless steel housing
- High quality black glass ceramic
- Digital control of power, temperature & time
- Auto shutoff and self diagnostics for overheating
- Power controls by 10 levels
- Temperature 60°C - 240°C
- Timer: 0 - 180 minutes
- Suitable for induction pan between 120mm & 260mm

Soft touch buttons



Digital display



High quality glass ceramic



Heat resistant plastic housing



ITEM NO

SIZE

V

W

IC-3500A

340x 432 x(H) 117mm

230

3000

INDUCTION COOKER 3500W

This high power induction cooker is driven by the extreme fast and power saving induction technology, and is constructed with a stainless steel housing along with a high quality glass ceramic. An induction coil surrounds the bottom of the glass ceramic to allow for maximum energy distribution to induction-compatible pot.

Each unit is also equipped with a microprocessor control panel performs precise temperature control, time control, power control, auto shut-off and self-diagnostics to prevent overheating.

This model of induction cooker is proven to be extremely fast, safe, clean and energy-friendly tools for cooking professionals requiring accurate and even distribution of heating at precise temperatures.



IC-3500

FEATURES

- Stainless steel housing
- Digital display and control
- Electronic control for safety
- Power controls by 12 levels : 300W - 3500W in steps of 200W
- Temperature control: 35°C - 240°C in steps of 5°C
- Time control: 0 - 30 minutes in steps of 1 min, above 30 min in steps of 10 minutes
- Suitable for induction pans between 140mm & Ø280mm

Soft touch panel



Double ventilation



High quality glass ceramic



Height adjustable feet



ITEM NO

SIZE

V

W

IC-3500

450x340x(H)125mm

230

3500

INDUCTION COOKER 3500W

This high power induction cooker is driven by the extreme fast and power saving induction technology, and is constructed with a stainless steel housing along with a high quality glass ceramic. An induction coil surrounds the bottom of the glass ceramic to allow for maximum energy distribution to induction-compatible pot. Each unit is also equipped with a microprocessor control panel performs precise temperature control, power control, auto shut-off and self-diagnostics to prevent overheating.

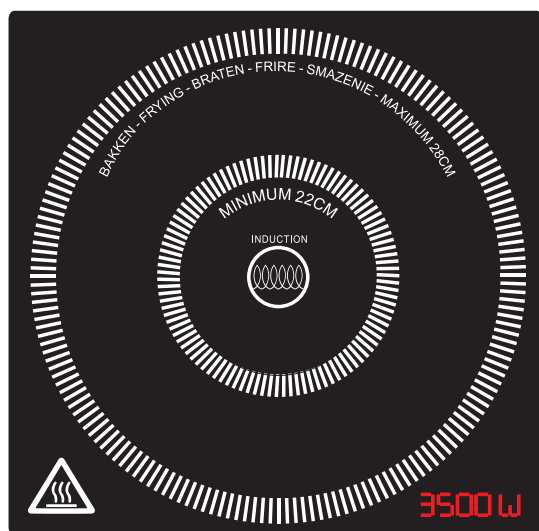


IC-3500K

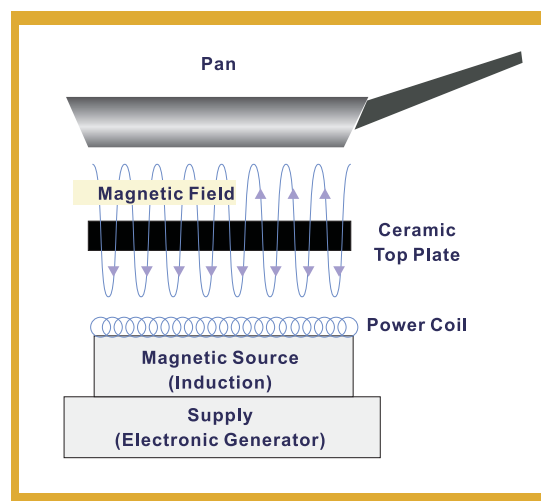


FEATURES

- Stainless steel housing
- Easy power control by knob rotation from 1600W - 3500W
- Digital display of power on glass ceramic by LED
- Electronic control for safety
- Suitable for pans with Ø140mm (min) and Ø280mm (max)



Display of power



adjustment of power from 1600 to 3500 W

ITEM NO	SIZE	V	W
IC-3500K	327x425(H)100mm	230	3500

DOUBLE HOB INDUCTION COOKER 3000W

Induction cooker IC-3000D features 3000W double induction hob with black plastic body and toughened black glass top. Its sleek black plastic housing, toughened black glass ceramic and digital LED display not only adds a professional touch to your counter table, but also makes cleaning easy. An induction coil surrounds the bottom of the glass ceramic allows maximum energy distribution to induction pan.



IC-3000D

FEATURES

- Black plastic housing
- Toughened black glass top
- LED display
- Touch digital control with safety lock
- 10 power levels
- Timer 0-180 minutes
- Temp (Left): 60°C - 240°C, 500W - 1800W
- Temp (Right): 60°C - 240°C, 500W - 1300W

Two side by side cooking zones



Digital display



High quality glass ceramic



Soft touch buttons



ITEM NO

SIZE

V

W

IC-3000D

605x360x(H)60mm

230

3000 (Left 500-1800, Right 500-1300)

DOUBLE HOB INDUCTION COOKER 7000W

Induction cooker IC-7000D3 features strong power 7000W double side to side induction hob with each hob carries a maximum of 3500W, independently controlled. Its sleek stainless steel housing, toughened black glass ceramic and digital LED display not only adds a professional touch to your counter table, but also makes cleaning easy. An induction coil surrounds the bottom of the glass ceramic allows maximum energy distribution to induction pan.

IC-7000D3



FEATURES

- Stainless steel housing
- Toughened black glass top
- LED display
- Touch digital control with safety lock
- 10 power levels
- Timer 0-180 minutes
- Temperature of each hob is 3500W max
- independently controlled hob
- Non-slip feet

Two side by side cooking zones



Digital display



High quality glass ceramic



Soft touch buttons



ITEM NO

SIZE

V

W

IC-7000D3

390x666x(H)123mm

230

7000 (2x3500)

INDUCTION WOK 3100W

The high power 3100W Induction Wok IW-3100 is designed to fit the demand of any professional kitchens, restaurants and hotels. It features electromagnetic induction which prepares food faster while saving more energy. It has stainless steel housing and innovative glass ceramic surfacing with pan detection. It employs sensor-touch controls, with 15 power levels from 500W - 3500W in steps of 200W.

FEATURES

- Stainless steel housing
- Easy control by turning knob
- Digital display of power by LED
- Electronic control for safety
- Power control by 15 levels in steps of 200W

Recommended pairing:
3-ply stainless steel fry wok with lid



IW-3100B



3P360FY

High quality
glass ceramic



Height adjustable
feet



Soft touch panel



Double ventilation



ITEM NO

SIZE

V

W

IW-3100B

520x410x(H)160mm

230

3100

3P360FY

Ø360mm

3-ply flypan with lid

PIZZA PAN

Featured with aluminum inner pan with imported non-stick coating, high heat insulated plastic handles, cover with high-quality toughened glass, temperature controller and efficient heating pipe. The perfect model for making great pizza in fast, efficient, and energy saving way.

FEATURES

- Steel housing with spraying
- Aluminum pan with non-stick coating
- Toughened glass on lid
- Temperature control
- Heat insulated handle on lid
- Suitable for frying, roasting and keeping hot



PZ-55

Fits different pizza sizes



Cover with heat-resistant glass



Aluminium pan w/ non-stick coating



Heat insulated plastic handles



PZ-40

Temperature controller



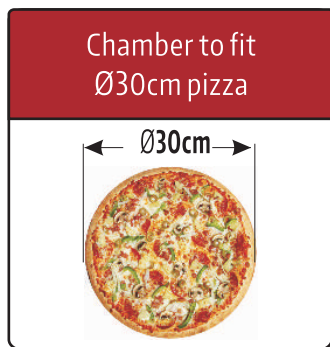
ITEM NO	SIZE	INNER PAN Ø	V	W
PZ-40	Ø500x(H)190mm	Ø400x(H)50mm	230	1400
PZ-55	Ø620x(H)190mm	Ø550x(H)60mm	230	1600

PIZZA OVEN


Best Choice pizza oven, 5565-101, handles pizzas up to 30cm in diameter. It can cook thin, thick, and self-rising crusts with ease. This heavy-duty unit provides long life and continuous operation. Its unique design and versatile capabilities makes it the ideal oven for demanding commercial food service environments.

FEATURES

- Stainless steel housing
- Tray grid suitable for pizza size Ø30cm +
- Timer adjustable up to 15 minutes
- Top and bottom heating elements
- Crumbs tray
- Suitable for frozen pizzas



5565-101




ITEM NO	SIZE	V	W
5565-101	480x420x(H)195mm	230	1350

CONVECTION OVEN

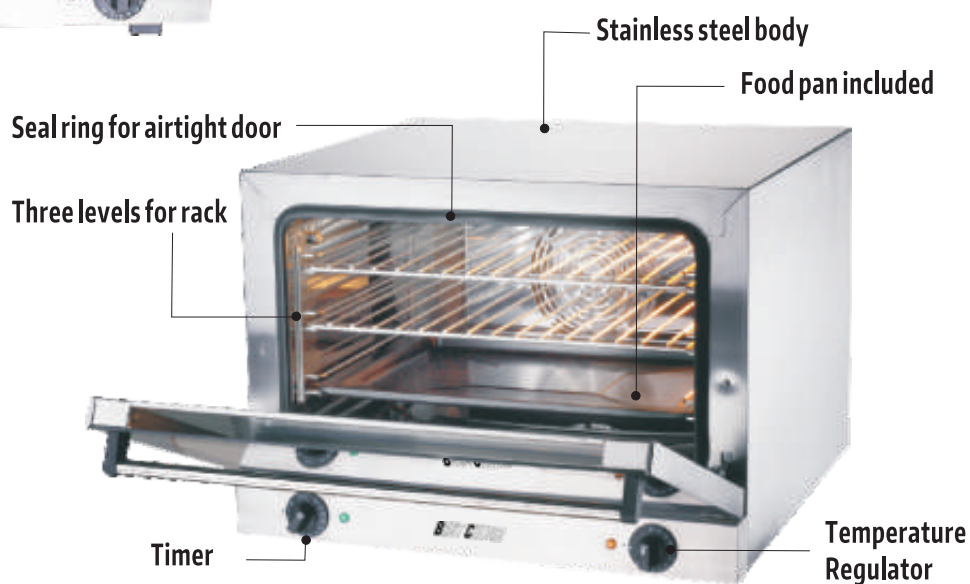
Boost your kitchen capacity with commercial convection ovens H7428A and H7210A. Having 21 and 42 liter cooking chamber with rear fan circulating heat air through the convection oven for even baking. No pan rotation is necessary. Stainless steel interior and exterior construction, plus a double thermal glass door make these convection ovens easy to clean.

FEATURES

- Stainless steel body
- Double thermal insulation glass door
- Rear fan
- Timer 0-120 minutes
- Temperature control regulator up to 250°C
- Over heat thermostat protection
- Pan size: 325x265mm GN1/2 for item# H7428A
450x300mm for item# H7210A



H7428A



ITEM NO	SIZE	CHAMBER SIZE	CAPACITY	V	W	NW
H7428A	475X515x(H)375mm	355x330x(H)220mm	21L	230	2100	17.5kg
H7210A	580x560x(H)420mm	470x395x(H)240mm	42L	230	2500	22.8kg

CONVECTION OVEN

The small convection oven, YXD-B, features four cooking levels designed for hotels, cafes, restaurants etc. If you are looking for a compact, free-standing equipment offering excellent cooking results, this model is perfect for you. This model is especially suitable for baking pre-raised deep-frozen products too.

FEATURES

- Stainless steel housing
- 3 levels for rack
- Convection Fan
- Thermostat control up to 250°C
- Timer 0 - 120 minutes



Stainless steel housing



Three levels for racks



Seal ring for airtight door



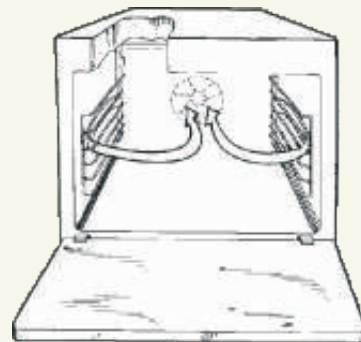
Thermal insulated handle



Temperature regulation



Hot air convection for cooking



Convection ovens forced air to circulate the heat evenly around the cooking area, hence avoid the creation of hot or cold spots inside the chamber.

ITEM NO	SIZE	CHAMBER SIZE	V	W	NW
YXD-B	527x450x(H)316mm	404x308x(H)254mm	230	2500	16kg

RICE COOKERS & WARMERS

Sleek commercial rice cooker comes in 3 different capacities to cater every kitchen's needs. Features stainless steel housing with non-stick Teflon coated alloy aluminium inner pot for efficient rice cooking. Rice warming function is available with a warming temperature of 75°C. These models supply together with measuring cup and rice spatula.



RC-100A



RC-130A



RC-200A

FEATURES

- Stainless steel housing
- Non-stick Teflon coated alloy aluminium inner pot
- Warming temperature at 75°C
- Power switch
- Cooking indication lamp
- Steam water collector
- Non-slip rubber feet
- Supplied with measuring cup & rice spatula
- Food contact safe

ITEM NO	SIZE	CAPACITY	V	W	NW
RC-100A	Ø466x(H)313mm	5L/ 10L cooked rice	230	1550	10.3kg
RC-130A	Ø466x(H)347mm	6L/ 13L cooked rice	230	1950	11.8kg
RC-200A	Ø497x(H)378mm	10L/ 15L cooked rice	230	2650	15kg

RICE COOKER 5.4L (14L COOKED RICE)

Stainless Steel rice cooker with 5.4L capacity which holds up to 14L cooked rice. Also features easy to use controls, auto keep warm after cooking function, removable non-stick inner pot for easy cleaning. This model supplies together with measuring cup & spatula

FEATURES

- Stainless steel housing
- Non-stick Inner Pot
- Auto keep warm after cooking finished
- Hold a safe temperature up to 12 hours
- Easy to use control
- Steam water collector
- Non-slip rubber feet
- Supplied with measuring cup & rice spatula



ITEM NO	SIZE	CAPACITY	V	W	NW
ASRC-54	400x480x(H)335mm	5.4L/ 14L cooked rice	230	1900	10.4kg

RICE WARMER 20L (50L COOKED RICE)

Commercial rice cooker features stainless steel housing with big capacity of 20L which can holds up to 50L cooked rice. Temperature are kept at 68°C for serving purpose.

FEATURES

- Stainless steel housing
- Alloy aluminium inner Pot
- Warming temperature at 68°C
- Hold a safe temperature up to 12 hours
- Power indication lamp
- Non-slip rubber feet



ITEM NO	SIZE	CAPACITY	V	W	NW
ASRW-200	443x443x(H)443mm	20L/ 50L cooked rice	230	1350	7.8kg

DIGITAL PLATFORM SCALE 15KG

Professional electronic scales BC-1610 features large weighing platforms of a maximum capacity of 15kg with 1g division. The big size of a similar dimension as A4 Paper makes weighing everything easy and possible. The innovative seamless connection process structures gives sleek and smooth appearances with no screws exposed. It is also waterproofed. Also features hold function for multiple weighing.



BC-1610

FEATURES

- Stainless steel surface & ABS body
- Maximum capacity: 15kg/ 33lbs
- Division: 1g/0.05 oz
- Minimum weighing 5g, 1g can be weigh after 5g
- LED display
- Touch panel switch
- Tare function
- Hold function
- Over load indication
- Auto off at 60 seconds
- AA Batteries not included

Stainless steel surface
ABS base




Capacity max 15kg
Division 1g/ 0.05oz
Min weigh 5g



LED display
Harden lens
Tare & hold function



Waterproofed
Smooth edge design
with no screws exposed




ITEM NO	SIZE	SURFACE SIZE	P
BC-1610	310x256x(H)25mm	294x218mm	4x1.5V AA (not included)

DIGITAL PLATFORM SCALE 5KG

DSC-501 digital kitchen scale features a ultra slim design with easy to read LCD display. It has a maximum capacity 5kg with division 1g, liquid measure function and add and weigh zero facility. It weighs directly onto the stainless steel disc platform or use with a bowl. It gives results in both metric & imperial. It is available in black and white colour.

FEATURES

- Stainless steel disc platform & ABS body
- Ultra slim design of 18mm
- Maximum capacity: 5kg/11lbs
- Division: 1g/0.1oz
- White backlit LCD display size: 40x18mm
- Liquid measure function
- Tare function
- Over load indication
- Auto-off function
- AAA batteries (not included)




BC-DS5B





BC-DS5W

Tare function



Measure in both
Metric & imperial.



ITEM NO

SIZE

LCD SIZE

P

BC-DS5B

188x160x(H)18mm

40x18mm

2xAAA (not included)

BC-DS5W

188x160x(H)18mm

40x18mm

2xAAA (not included)

DIGITAL PLATFORM SCALE 5KG

Digital platform scale DSC-500R is suitable for weighing dry or liquid ingredients in both metric & imperial. Features LCD size 45x21mm, maximum capacity 5kg with division 1g, low-battery indication, liquid measure function and add and weigh zero facility

FEATURES

- Plastic housing
- LCD size: 45 x 21mm
- Maximum capacity: 5kg/11lbs
- Division: 1g/0.1oz
- Liquid measure function
- Tare function
- Low-battery/overload indication
- Supplied with 2xAAA batteries



ITEM NO	SIZE	LCD SIZE	P
DSC-500R	210x176x(H)31mm	45x21mm	2xAAA (included)

WATER SPLASH PROOF SCALE 3KG & 15KG

Digital scales model DSC-WSP features a heavy duty construction to be used in harsh and wet kitchen environment. Two model each has a maximum capacity 3kg with division 0.5g and 15kg with division 5g.

FEATURES

- Stainless steel platform
- Iron base & plastic housing
- Big LCD display
- Wipe clean splash proof fascia
- Weigh platform: 235 x 178mm
- Maximum capacity: 3kg/6.6lbs & 15kg/33lbs
- Division: 1g/0.1oz, 0.5g/ 0.05oz
- Digital dual readout back and front
- Touch button controls (On/Off, Tare, Mode)
- High sensitive load cell
- Low-battery/overload indication
- Battery OR Mains operated
(Supplied with Adaptor & 2x1.5V DD batteries)



ITEM NO	SIZE	PLATFORM SIZE	P
DSC-WSP3	250x290x(H)100mm	235x178mm	Adaptor or 2xDD (included)
DSC-WSP15	250x290x(H)100mm	235x178mm	Adaptor or 2xDD (included)

POCKET DIGITAL THERMOMETER

Pocket digital thermometer features ABS body and stainless steel sensor probe with temperature range -50°C ~ 300°C. It can be used in food processing, heating and ventilating, food storage, refrigeration etc.

FEATURES

- Probe: Stainless Steel
- Shell: ABS
- Temperature Range: -50°C~300°C
- Distinguishing rate: 0.1°C (≤100°C); 0.5°C (>100°C)
- Accuracy: (-20°C ~ 80°C) ± 1 °C
- Auto-off after 45mins of no-operation
- Sensor fault display
- °C & °F Selectable
- Supplied with battery



810-269

ITEM NO	SIZE	PROBE SIZE	P
810-269	250x20x(H)23mm	3.5x108mm	battery included

INFRARED THERMOMETER

FEATURES

- Ultra low power consumption in shutdown mode
- Extended long time measuring reliability
- Repeatability ±1°C (±2°F)
- Response time 500ms
- Operation temp: 0~50°C(32~122°F), 10~90%RH
- °C & °F selectable
- Backlit LCD display
- Laser sighting On/Off is switchable
- Auto-off after 6s of no-operation
- Electronic trigger lock (Item no. ST656&ST658 only)
- Max/ Min/ Avg/ ΔT (Item no. ST658 only)
- Auto-measuring (Item no. ST658 only)
- 10 point memory storage (Item no. ST658 only)
- Audible alarms (Item no. ST658 only)
- 9V battery included
- Carrying case (Item no. ST656&ST658 only)



ST630



ST632



ST656 & ST658

ITEM NO	SIZE	DSRATIO	TEMP RANGE	THERMOPILE	RESOLUTION	P	NW
ST630	150x133x(H)45mm	8:1	-20~320°C	5~14μm	0.5°C	9V	--
ST632	150x133x(H)45mm	8:1	-20~500°C	5~14μm	0.2°C	9V	--
ST656	170x133x(H)45mm	12:1	-50~316°C	8~14μm	0.1°C	9V	187g
ST658	170x133x(H)45mm	12:1	-50~316°C	8~14μm	0.1°C	9V	187g

2 LAMP FOOD WARMER BRIDGE

Infrared Warm Food Bridge keeps foods warm, crispy and fresh depending on your needs. It is ideal for buffet tables, steam tables, pass-through windows and pizza holding areas. It also features collapsible design for easy transportation to save cost.

FEATURES

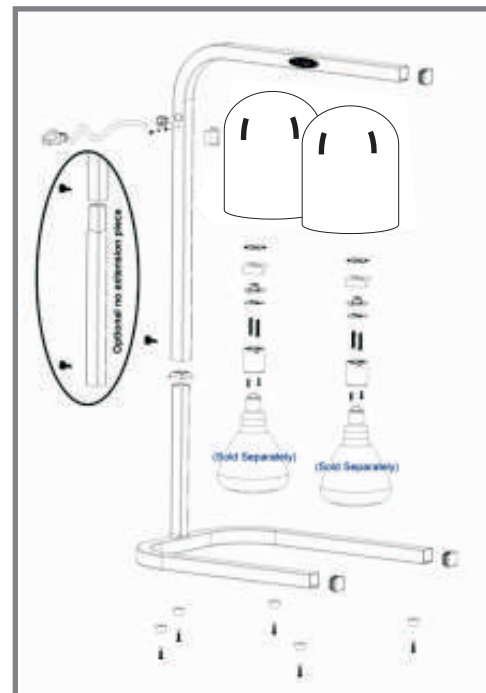
- Aluminum body with shattered proof infrared bulb
- Infrared bulb with lifetime of 5000 hours
- Wavelength of Infrared bulb: 1000-1100nm
- Fit standard GN1/1 Food Pan
- Adjustable height
- Front arms extended to 510mm
- Collapsible design for easy transportation



Food Pan is NOT included

HL-2

Easily assemble



with plastic coating

Collapsible design for easy transportation



ITEM NO

SIZE

V

W

HL-2A

495x355 x(H)590mm

230

500

HEAT DISPLAY CASE

The attractive heat display cases, DH-260 and DH-395, with its European design bring high visibility to products and is sure to increase sales. Features a highly transparent 4 sides acrylic display casing which aids thermal insulation to help maintain the correct operating temperature and hence reducing power consumption. This heat display case is suitable for restaurants, bars, hotels etc.



DH-260




DH-395

FEATURES

- Stainless steel base with acrylic display casing
- Transparent on all sides
- Compact design
- Continuous thermostat control
- Temperature adjustable up to 65°C
- Easy to clean
- Non-slip feet



4 sides acrylic display panels for thermal insulation





ITEM NO	SIZE	V	W	NE	LEVELS
DH-260	360X500x(H)260mm	230	250	11kg	1
DH-395	360x500x(H)395mm	230	250	14kg	2

HEATING PLATE

Heating plate provides handy electric heating below a chafing dish or chafing pan. It provides a constant thermal interface to the underside of a chafing dish by an internal PTC heating element.

FEATURES

- Aluminum housing for fast thermal transfer
- Safety switch integrated
- PTC heating element to stabilize temperature
- Indication light to show operation



NOTE
The water pan needs screws for installation

Easy connection to water pan

Safety micro-switch

Indication lamp to represent power

Aluminium body for good thermal conductivity

ITEM NO	SIZE	V	W
HP-001	260 x 195mm	230	300-400

WARMING PLATE

Warming plates provide steady warming function by the PTC heating element under the hardened glass plate. Auto-thermal adjustment function allows the warming plate to operate in between 60° to 110°C to avoid your food to be over-heated.



WP-001




WP-002

FEATURES

- Stainless steel housing
- Hardened glass
- Temperature adjustable: 60° - 110°C
- Indication lamp
- Non slip feet

WP-001 fits for standard GN 1/1 pan



Stainless Steel Housing



Hardened glass



Temperature control knob



Indication lamp



Non slip feet



ITEM NO	SIZE	V	W
WP-001	500x350x(H)40mm	220	250
WP-002	400x250x(H)40mm	220	110

PLATE WARMER

Single and double door plate warmers manufactured in high grade stainless steel housing and features thermostatically controlled. Designed to heat plates and serving dishes up to 80°C. Available in 3 different models with 3 plate capacities and adjustable intermediate shelf makes plates warming easy and efficient.



2003E-H



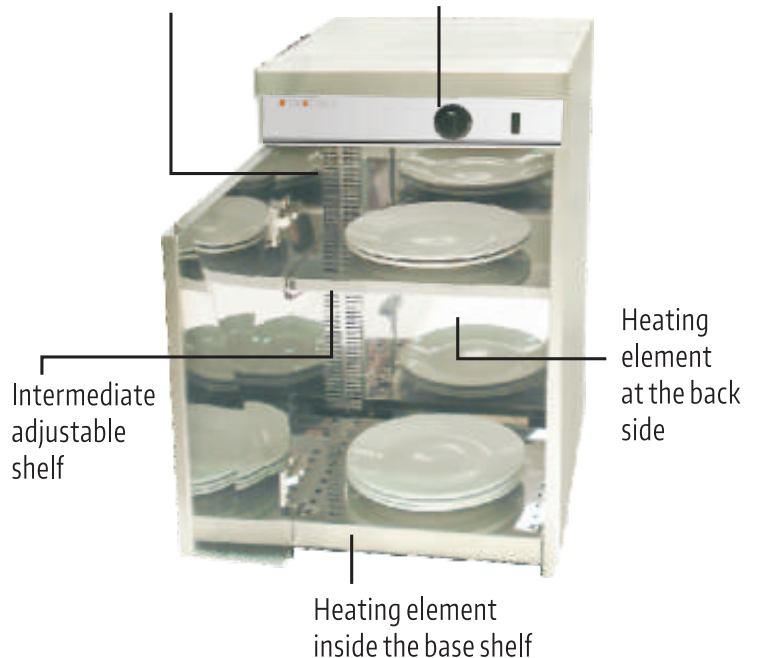
2011E-H



2009E-H

Protection against accidental contact

Thermostat control



FEATURES

- Stainless steel housing
- Suitable for heating plates and keeping warm
- Suitable for plates size max. Ø32cm
- Heated cabinet
- Temperature adjustable up to 80°C

ITEM NO	SIZE	CAPACITY	V	W	NW
2003E-H	405x500x(H)545mm	25-30plates	230	400	24kg
2009E-H	450x450x(H)850mm	55-60plates	230	750	33kg
2011E-H	750x450x(H)850mm	110-120plates	230	1200	49kg

STERILIZATION MACHINE

Multifunction sterilizer, EA-D, employs a non-chemical form of disinfection which kills 99.9% of household bacteria. Germicidal UVC lamp features auto shut-off when the drawer is opened.



Disinfection of eggs

EA-D


FEATURES

- Stainless steel housing
- Chrome steel grid
- Ideal for disinfection of eggs and knives
- Sterilization time 150 seconds
- Circuit breaker protect from harmful UV radiation
- Disinfection by 4 UV lamps
- Capacity: 30 eggs or 17 knives (max 30cm)
- Non-slip feet



Disinfection of knives

Egg surface sterilization



Sterilization by UV-C



ITEM NO	SIZE	V	W	Capacity
EA-D	512x 358 x(H) 255mm	230	78	30eggs or 17knives

REVOLVING & HIGH POWER AUTOMATIC DRYERS

Our 2 automatic dryers are controlled by CPU and adopt infrared sensor. Featuring all-metal cover and double protection for overheating. The hand dryers are durable, automatic, safe and applicable. With strong function of 30m/s air speed and 270m³/h blowing volume, it dries hands twice as quick as the general hand dryer. The adjustable air nozzle as 360° in item no. AD-170R makes even drying your hair and body possible. It is an ideal choice for hotel, office, washroom, etc.



360° revolving air nozzle model

AD-170R

AD-250



FEATURES

- Stainless steel housing
- Infrared sensor, sensitive to objects 11cm or closer
- 30m/s air speed
- 270m³/h blowing volume
- Adjustable 360° round revolving air nozzle (Item# AD-170R)
- Settled air nozzle (Item# AD-250)
- Stops one second after hand removal automatically
- Stops automatically after 1 minute of continuous use

ITEM NO	SIZE	V	W	NW	WATERPROOF
AD-170R	270x200 x(H) 240mm	230	1700	26.5kg	IPX1
AD-250	270x142 x(H) 240mm	230	2500	23.5kg	IPX1

INFRARED AUTOMATIC HAND DRYERS 1550W

Infrared hand dryer AD-180 adopts infrared sensor which is durable and steady. Features aluminium cover, double protection for overheating and 17.8m/s air speed. The hand dryer is safe, waterproofed and has strong anti-interference ability. This combination of technology and art is an ideal choice for hotel, office, hospital etc.

FEATURES

- Aluminium housing
- Strong power & concentrated hot air with short hand drying time
- Infrared sensor, sensitive to objects 11cm or closer
- Digital circuit controlled
- Stops one second automatically after hand removal
- Stops automatically after 1 minute of continuous use



GSX-1800

ITEM NO	SIZE	V	W	NW	WATERPROOF
AD-180	240x208x(H)268mm	230	1550	16.5kg	IPX1

AUTOMATIC HAND DRYERS 1000W

Automatic hand dry AD-190A carries great heat efficiency, strong and concentrated hot air giving short hand drying time. Its plastic sealed covers provides insulation and anti-electric shock function. It is suitable to use in bathroom, washroom and kitchen, hence an ideal choice for hotel, household and public places.

FEATURES

- ABS housing for heat insulation & electric shock proof
- Strong concentrated hot air with short hand drying time
- Thermostat & heat fuse for overheating protection
- Sensitive to objects 11cm or closer
- Stops one second automatically after hand removal
- Stops automatically after 1 minute of continuous use



ITEM NO	SIZE	V	W	NW	WATERPROOF
AD-190A	210x145x(H)285mm	230	1000	12.5kg	IPX1

Notes



BEST CHOICE M&P LTD.

Flat 810, 8/F, Tower III, Enterprise Square,
9 Sheung Yuet Road, Kowloon Bay

Hong Kong

T | 852 2801 5018

F | 852 2801 5057

E | bcinfo@biznetvigator.com

W | www.bc-hk.com